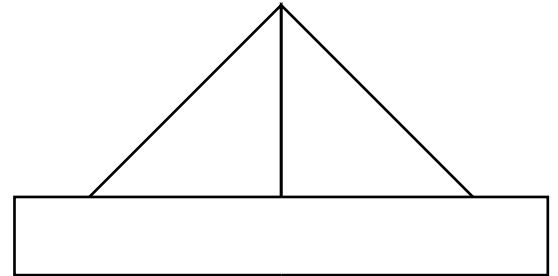


# PIRATE HAT

Requires:

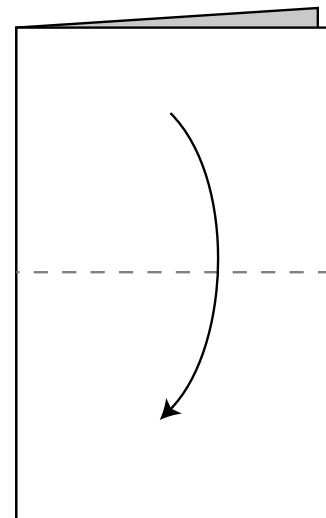
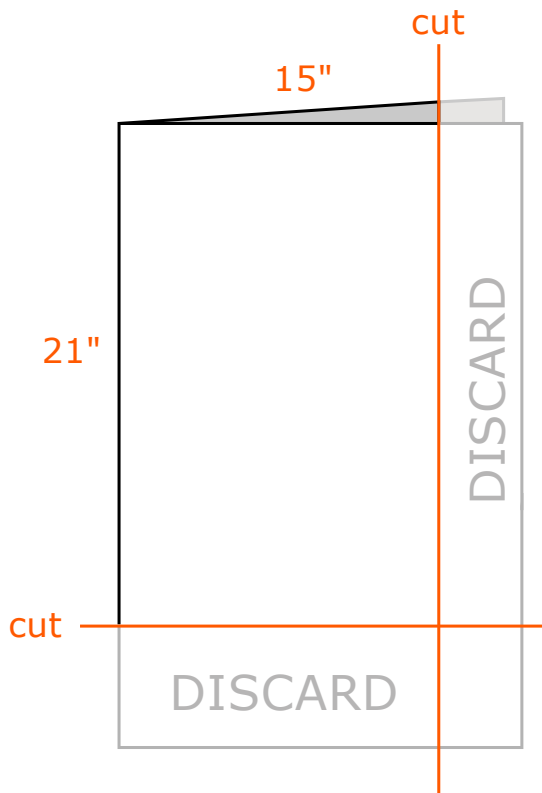
- 1 full sheet of newspaper (per hat)
- scissors
- tape
- fun stuff: stickers, markers, pencil crayons etc



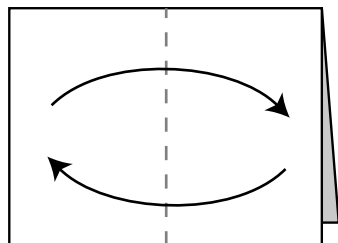
## Kid's Hat

1. take a full sheet of newspaper. Trim down to 15"x21"

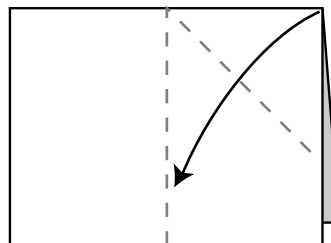
2. fold trimmed sheet in half



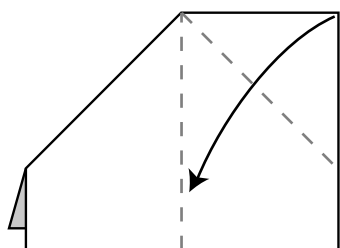
3. fold the sheet again to mark a new center line, and then open up this last fold.



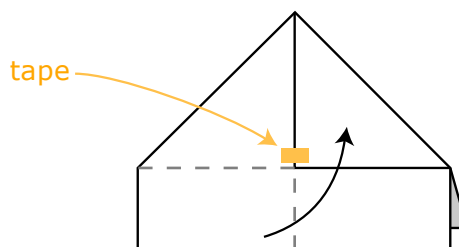
4. fold the top corner down to meet the center line.



5. turn hat over and repeat with other top corner



6. fold up brim on one side. If your hat doesn't stay shut very well, you can add a piece of tape to the top corner folds, hidden under the brim on each side.



7. turn over and fold up brim on other side. Decorate with stickers, markers and pencil crayons!

